










## Girls League Table - February

Ranking	Group	Surname	First Name	Points Total
1	G1	Johnson	Leah	63
2	G1	Shaw	Lydia	58
3	G1	Butterworth	Chole	55
4	G1	Woodham	Izzy	50
5	G1	Ballington	Milly	48
6	G2	Webster	Sarah	46
7	G2	Barber	Pheobe	45
8	G3	Barton	Bryony	45
9	G1	Cottrell	Gorgia	43
10	G2	Rothwell	Grace	40
11	G2	Shaw	Isabelle	40
12	G1	Salmon	Florrie	35
13	G1	Gill	Lexie	34
14	G4	Robinson	Rebecca	34
15	G1	Griffin	Elin	32
16	G3	Robinson	Jessamine	30
17	G1	Johnson	Christina	29
18	G1	Jackson	Meg	28
19	G1	Woodham	Natasha	28
20	G4	Shearer	Jasmine	28
21	G2	Boyle	Livia	25
22	G3	Cranston	Saffron	25
23	G2	Hilton	Erin	23
24	G1	Stataiam	Rebecca	22
25	G1	Barton	Sasha	21
26	G1	Bloomer	Matilda	20
27	G1	Cooper	Tessa	20
28	G1	Bolton	Charlotte	15
29	G1	Billing	Amber	15
30	G1	Hunt	Isabel	15
31	G2	Stanton	Lily	15
32	G2	Nolan	Holly	14
33	G2	Griffin	Nia	12
34	G1	Taylor	Lola	5
35	G3	Nolan	Olivia	5
36	G3	Crompton	Jasmine	2
37	G3	Gooch	Hannah	2
38	G1	Ballington	Zara	0
39	G1	Howden	Annabelle	0
40	G1	Nelthorpe	Mae	0
41	G1	Wilcock	Rowan	0
42	G2	Bradshaw	Rosie	0
43	G2	Copestake	Tabitha	0
44	G2	Griffths-Jones	Holly	0
45	G2	Johnson	Naimh	0
46	G2	Swan	Joise	0
47	G2	Swan	Caitlin	0
48	G2	Witicker	Emma	0
49	G3	Isherwood	Isabel	0
50	G3	Manion	May	0



## Result Sheet Key

	Bronze Award Time
	Silver Award Time
	Gold Award Time
	Platinum Award Time
	Promotion Time Achieved
	Disqualification * Indicates Rule Code
	New Club Record

## Award Times

Event	Stroke	Bronze	Silver	Gold	Platinum
50m	Freestyle	39.9	35.7	31.9	
50m	Backstroke	45.2	41.2	37.2	
50m	Breaststroke	50.2	45.8	41.7	
50m	Butterfly	48	43.7	39.7	
100m	Freestyle	85.9	75.3	65.8	63.6
100m	Backstroke	97.7	87	77.4	72.1
100m	Breaststroke	108.9	97.5	87	80.9
100m	Butterfly	106.3	94.6	84	69.7
100m	IM	106.6	94.6	83.9	
200m	Freestyle	185.7	158.7	136.4	134.3
200m	Backstroke	203.1	179.1	160.1	156.1
200m	Breaststroke	228.6	204.2	188.5	184.2
200m	Butterfly	217.8	198.6	182.8	169.7
200m	IM	235.1	202.3	175	158.4

## Promotion Times

Event	Stroke	Group 2	Group 3	Group 4
25m	Freestyle	23		
25m	Backstroke	26		
25m	Breaststroke	27.5		
25m	Butterfly	26	22.2	
50m	Freestyle	49	39.9	
50m	Backstroke		45.2	
50m	Breaststroke		50.2	
50m	Butterfly		47.9	43.7
100m	IM	120	106.6	94.6
100m	Freestyle			75.3
100m	Backstroke			87
100m	Breaststroke			97.5



## Results - February - Girls - GROUP 1

Ballington	Zara						
	25m Backstroke	25m Breaststroke	25m Butterfly	25m Freestyle	50m Freestyle	100m IM	
PB	00:39.47	00:32.47	00:35.69	00:28.17	00:00.00	00:00.00	
Current Time	00:00.00	00:00.00	00:00.00	00:00.00	00:00.00	00:00.00	
Difference	0.00	0.00	0.00	0.00	0.00	0.00	Points Total
Points	0	0	0	0	0	0	0

Ballington	Milly						
	25m Backstroke	25m Breaststroke	25m Butterfly	25m Freestyle	50m Freestyle	100m IM	
PB	00:57.59	01:02.99	00:59.14	00:46.59	00:00.00	00:00.00	
Current Time	00:45.11	01:02.44	00:54.59	00:00.00	00:00.00	00:00.00	
Difference	-12.48	-0.55	-4.56	0.00	0.00	0.00	Points Total
Points	10	8	10	0	0	0	28

Barton	Sasha						
	25m Backstroke	25m Breaststroke	25m Butterfly	25m Freestyle	50m Freestyle	100m IM	
PB	00:29.55	00:33.21	00:34.40	00:23.35	00:00.00	00:00.00	
Current Time	00:00.00	00:00.00	00:00.00	00:00.00	00:00.00	00:00.00	
Difference	0.00	0.00	0.00	0.00	0.00	0.00	Points Total
Points	0	0	0	0	0	0	0

Bloomer	Matilda						
	25m Backstroke	25m Breaststroke	25m Butterfly	25m Freestyle	50m Freestyle	100m IM	
PB	00:32.28	00:30.39	00:34.01	00:29.30	00:00.00	02:34.24	
Current Time	00:40.51	00:31.48	DQ 8.4	00:00.00	00:00.00	00:00.00	
Difference	8.24	1.09	-	0.00	0.00	0.00	Points Total
Points	0	2	-	0	0	0	2

Bolton	Charlotte						
	25m Backstroke	25m Breaststroke	25m Butterfly	25m Freestyle	50m Freestyle	100m IM	
PB	00:25.72	00:00.00	00:00.00	00:25.90	00:00.00	02:36.46	
Current Time	00:00.00	00:00.00	00:00.00	00:00.00	00:00.00	00:00.00	
Difference	0.00	0.00	0.00	0.00	0.00	0.00	Points Total
Points	0	0	0	0	0	0	0

Butterworth	Chole						
	25m Backstroke	25m Breaststroke	25m Butterfly	25m Freestyle	50m Freestyle	100m IM	
PB	00:33.82	01:01.78	00:44.55	00:30.56	00:00.00	03:12.22	
Current Time	DQ 6.5	00:58.67	00:42.79	00:00.00	00:00.00	00:00.00	
Difference	-	-3.11	-1.77	0.00	0.00	0.00	Points Total
Points	-	10	10	0	0	0	20



Cooper	Tessa						
	25m Backstroke	25m Breaststroke	25m Butterfly	25m Freestyle	50m Freestyle	100m IM	
PB	00:30.39	00:29.25	00:33.67	00:25.86	00:00.00	02:18.34	
Current Time	00:00.00	00:00.00	00:00.00	00:00.00	00:00.00	00:00.00	
Difference	0.00	0.00	0.00	0.00	0.00	0.00	Points Total
Points	0	0	0	0	0	0	0

Cottrell	Gorgia						
	25m Backstroke	25m Breaststroke	25m Butterfly	25m Freestyle	50m Freestyle	100m IM	
PB	00:00.00	00:35.63	00:42.54	00:28.96	00:00.00	02:28.79	
Current Time	00:34.88	00:33.64	DQ 8.4	00:00.00	00:00.00	00:00.00	
Difference	34.88	-2.00	-	0.00	0.00	0.00	Points Total
Points	5	10	-	0	0	0	15

Gill	Lexie						
	25m Backstroke	25m Breaststroke	25m Butterfly	25m Freestyle	50m Freestyle	100m IM	
PB	00:27.99	00:28.59	00:33.32	00:25.31	00:00.00	02:24.45	
Current Time	00:28.48	00:28.69	DQ 8.4	00:00.00	00:00.00	00:00.00	
Difference	0.49	0.10	-	0.00	0.00	0.00	Points Total
Points	3	5	-	0	0	0	8

Griffin	Elin						
	25m Backstroke	25m Breaststroke	25m Butterfly	25m Freestyle	50m Freestyle	100m IM	
PB	00:29.63	00:30.27	00:32.08	00:26.52	00:00.00	02:24.91	
Current Time	00:31.32	00:26.68	00:32.32	00:00.00	00:00.00	00:00.00	
Difference	1.69	-3.60	0.24	0.00	0.00	0.00	Points Total
Points	2	10	3	0	0	0	15

Howden	Annabelle						
	25m Backstroke	25m Breaststroke	25m Butterfly	25m Freestyle	50m Freestyle	100m IM	
PB	00:32.93	00:00.00	00:00.00	00:25.25	00:00.00	00:00.00	
Current Time	00:00.00	00:00.00	00:00.00	00:00.00	00:00.00	00:00.00	
Difference	0.00	0.00	0.00	0.00	0.00	0.00	Points Total
Points	0	0	0	0	0	0	0

Jackson	Megan						
	25m Backstroke	25m Breaststroke	25m Butterfly	25m Freestyle	50m Freestyle	100m IM	
PB	00:00.00	00:36.31	00:36.94	00:28.06	00:00.00	03:03.54	
Current Time	00:00.00	00:00.00	00:00.00	00:00.00	00:00.00	00:00.00	
Difference	0.00	0.00	0.00	0.00	0.00	0.00	Points Total
Points	0	0	0	0	0	0	0



Johnson	Christina						
	25m Backstroke	25m Breaststroke	25m Butterfly	25m Freestyle	50m Freestyle	100m IM	
PB	00:37.48	00:45.36	00:56.52	00:43.45	00:00.00	03:13.49	
Current Time	00:00.00	00:00.00	00:00.00	00:00.00	00:00.00	00:00.00	
Difference	0.00	0.00	0.00	0.00	0.00	0.00	Points Total
Points	0	0	0	0	0	0	0

Johnson	Leah						
	25m Backstroke	25m Breaststroke	25m Butterfly	25m Freestyle	50m Freestyle	100m IM	
PB	00:29.01	00:34.04	00:34.53	00:26.06	00:00.00	02:25.35	
Current Time	00:27.16	DQ 7.6	00:34.99	00:00.00	00:00.00	00:00.00	
Difference	-1.85	-	0.46	0.00	0.00	0.00	Points Total
Points	10	-	3	0	0	0	13

Nelthorpe	Mae						
	25m Backstroke	25m Breaststroke	25m Butterfly	25m Freestyle	50m Freestyle	100m IM	
PB	00:38.47	00:46.30	00:35.20	00:28.08	00:00.00	00:00.00	
Current Time	00:00.00	00:00.00	00:00.00	00:00.00	00:00.00	00:00.00	
Difference	0.00	0.00	0.00	0.00	0.00	0.00	Points Total
Points	0	0	0	0	0	0	0

Salmon	Florie						
	25m Backstroke	25m Breaststroke	25m Butterfly	25m Freestyle	50m Freestyle	100m IM	
PB	00:00.00	00:00.00	00:00.00	00:31.70	00:00.00	02:57.48	
Current Time	00:41.57	00:38.92	00:43.69	00:00.00	00:00.00	00:00.00	
Difference	41.57	38.93	43.69	0.00	0.00	0.00	Points Total
Points	5	5	5	0	0	0	15

Shaw	Lydia						
	25m Backstroke	25m Breaststroke	25m Butterfly	25m Freestyle	50m Freestyle	100m IM	
PB	00:27.31	00:28.22	00:30.23	00:24.12	00:00.00	02:13.02	
Current Time	00:28.92	00:27.88	00:27.11	00:00.00	00:00.00	00:00.00	
Difference	1.61	-0.34	-3.11	0.00	0.00	0.00	Points Total
Points	2	8	10	0	0	0	20

Statham	Rebecca						
	25m Backstroke	25m Breaststroke	25m Butterfly	25m Freestyle	50m Freestyle	100m IM	
PB	00:34.44	00:41.75	00:44.75	00:35.33	00:00.00	03:04.22	
Current Time	00:40.26	DQ Incorrect Stroke	DQ 8.4	00:00.00	00:00.00	00:00.00	
Difference	5.82	-	-	0.00	0.00	0.00	Points Total
Points	0	-	-	0	0	0	0



Wilcock	Rowan						
	25m Backstroke	25m Breaststroke	25m Butterfly	25m Freestyle	50m Freestyle	100m IM	
PB	00:30.95	00:00.00	00:00.00	00:30.59	00:00.00	03:08.56	
Current Time	00:00.00	00:00.00	00:00.00	00:00.00	00:00.00	00:00.00	
Difference	0.00	0.00	0.00	0.00	0.00	0.00	Points Total
Points	0	0	0	0	0	0	0

Woodham	Izzy						
	25m Backstroke	25m Breaststroke	25m Butterfly	25m Freestyle	50m Freestyle	100m IM	
PB	00:41.74	00:40.01	00:46.13	00:37.43	00:00.00	03:38.42	
Current Time	00:37.73	00:41.51	00:45.64	00:00.00	00:00.00	00:00.00	
Difference	-4.01	1.50	-0.49	0.00	0.00	0.00	Points Total
Points	10	2	8	0	0	0	20

Woodham	Natasha						
	25m Backstroke	25m Breaststroke	25m Butterfly	25m Freestyle	50m Freestyle	100m IM	
PB	00:30.75	00:29.82	00:47.36	00:31.40	00:00.00	02:38.21	
Current Time	00:30.94	00:29.91	00:44.02	00:00.00	00:00.00	00:00.00	
Difference	0.19	0.09	-3.34	0.00	0.00	0.00	Points Total
Points	3	5	10	0	0	0	18

Billing	Amber						
	25m Backstroke	25m Breaststroke	25m Butterfly	25m Freestyle	50m Freestyle	100m IM	
PB	00:00.00	00:32.66	00:34.29	00:22.92	00:00.00	00:00.00	
Current Time	00:00.00	00:00.00	00:00.00	00:00.00	00:00.00	00:00.00	
Difference	0.00	0.00	0.00	0.00	0.00	0.00	Points Total
Points	0	0	0	0	0	0	0

Isabel	Hunt	New to Group					
	25m Backstroke	25m Breaststroke	25m Butterfly	25m Freestyle	50m Freestyle	100m IM	
PB	00:00.00	00:00.00	00:00.00	00:00.00	00:00.00	00:00.00	
Current Time	00:26.37	00:31.43	00:30.81	00:00.00	00:00.00	00:00.00	
Difference	26.37	31.43	30.81	0.00	0.00	0.00	Points Total
Points	5	5	5	0	0	0	15

Taylor	Lola	New to Group					
	25m Backstroke	25m Breaststroke	25m Butterfly	25m Freestyle	50m Freestyle	100m IM	
PB	00:00.00	00:00.00	00:00.00	00:00.00	00:00.00	00:00.00	
Current Time	DQ 6.5	00:27.08	DQ 8.4	00:00.00	00:00.00	00:00.00	
Difference	-	27.09	-	0.00	0.00	0.00	Points Total
Points	-	5	-	0	0	0	5



## Results - February - Girls - GROUP 2

Barber	Pheobe								
	50m Backstroke	50m Breaststroke	25m Butterfly	50m Freestyle	100m IM	50m Fly	100m Free		
PB	00:53.59	00:49.75	00:25.47	00:45.09	01:51.84	01:02.45	00:00.00		
Current Time	00:54.33	00:00.00	00:28.60	00:00.00	00:00.00	00:00.00	01:55.02		
Difference	0.74	0.00	3.13	0.00	0.00	0.00	115.02	Points Total	8
Points	3	0	0	0	0	0	5		

Boyle	Livia								
	50m Backstroke	50m Breaststroke	25m Butterfly	50m Freestyle	100m IM	50m Fly	100m Free		
PB	00:59.48	00:57.34	00:34.98	00:54.67	02:10.29	01:17.72	00:00.00		
Current Time	00:58.91	00:00.00	00:27.39	00:00.00	00:00.00	00:00.00	01:58.12		
Difference	-0.57	0.00	-7.59	0.00	0.00	0.00	118.12	Points Total	23
Points	8	0	10	0	0	0	5		

Bradshaw	Rosie	New to Group							
	50m Backstroke	50m Breaststroke	25m Butterfly	50m Freestyle	100m IM	50m Fly	100m Free		
PB	00:00.00	00:00.00	00:00.00	00:00.00	02:13.30	00:00.00	00:00.00		
Current Time	00:00.00	00:00.00	00:00.00	00:00.00	00:00.00	00:00.00	00:00.00		
Difference	0.00	0.00	0.00	0.00	0.00	0.00	0.00	Points Total	0
Points	0	0	0	0	0	0	0		

Copestake	Tabitha								
	50m Backstroke	50m Breaststroke	25m Butterfly	50m Freestyle	100m IM	50m Fly	100m Free		
PB	00:49.90	00:58.15	00:20.75	00:39.76	01:46.75	00:49.35	00:00.00		
Current Time	00:00.00	00:00.00	00:00.00	00:00.00	00:00.00	00:00.00	00:00.00		
Difference	0.00	0.00	0.00	0.00	0.00	0.00	0.00	Points Total	0
Points	0	0	0	0	0	0	0		

Griffin	Nia								
	50m Backstroke	50m Breaststroke	25m Butterfly	50m Freestyle	100m IM	50m Fly	100m Free		
PB	00:53.11	00:49.20	00:27.34	00:46.35	01:53.66	01:05.61	00:00.00		
Current Time	00:00.00	00:00.00	00:00.00	00:00.00	00:00.00	00:00.00	01:43.58		
Difference	0.00	0.00	0.00	0.00	0.00	0.00	103.58	Points Total	5
Points	0	0	0	0	0	0	5		

Griffths-Jones	Holly	New to Group							
	50m Backstroke	50m Breaststroke	25m Butterfly	50m Freestyle	100m IM	50m Fly	100m Free		
PB	00:00.00	00:00.00	00:28.60	00:00.00	00:00.00	00:00.00	00:00.00		
Current Time	00:00.00	00:00.00	00:00.00	00:00.00	00:00.00	00:00.00	00:00.00		
Difference	0.00	0.00	0.00	0.00	0.00	0.00	0.00	Points Total	0
Points	0	0	0	0	0	0	0		



Hilton	Erin								
	50m Backstroke	50m Breaststroke	25m Butterfly	50m Freestyle	100m IM	50m Fly	100m Free		
PB	00:54.78	00:55.69	00:22.31	00:43.17	01:54.17	00:00.00	00:00.00		
Current Time	00:55.95	00:00.00	00:22.16	00:00.00	00:00.00	00:00.00	01:41.14		
Difference	1.17	0.00	-0.15	0.00	0.00	0.00	101.15	Points Total	15
Points	2	0	8	0	0	0	5		

Johnson	Naimh								
	50m Backstroke	50m Breaststroke	25m Butterfly	50m Freestyle	100m IM	50m Fly	100m Free		
PB	00:56.45	01:03.96	00:23.83	00:49.24	01:59.51	00:53.75	00:00.00		
Current Time	00:00.00	00:00.00	00:00.00	00:00.00	00:00.00	00:00.00	00:00.00		
Difference	0.00	0.00	0.00	0.00	0.00	0.00	0.00	Points Total	0
Points	0	0	0	0	0	0	0		

Nolan	Holly								
	50m Backstroke	50m Breaststroke	25m Butterfly	50m Freestyle	100m IM	50m Fly	100m Free		
PB	00:51.74	00:58.64	00:27.94	00:48.72	02:05.05	01:07.52	00:00.00		
Current Time	00:00.00	00:00.00	00:00.00	00:00.00	00:00.00	00:00.00	00:00.00		
Difference	0.00	0.00	0.00	0.00	0.00	0.00	0.00	Points Total	0
Points	0	0	0	0	0	0	0		

Rothwell	Grace								
	50m Backstroke	50m Breaststroke	25m Butterfly	50m Freestyle	100m IM	50m Fly	100m Free		
PB	00:46.94	00:54.23	00:21.13	00:43.57	01:43.72	00:00.00	00:00.00		
Current Time	00:00.00	00:00.00	00:00.00	00:00.00	00:00.00	00:00.00	00:00.00		
Difference	0.00	0.00	0.00	0.00	0.00	0.00	0.00	Points Total	0
Points	0	0	0	0	0	0	0		

Shaw	Isabelle								
	50m Backstroke	50m Breaststroke	25m Butterfly	50m Freestyle	100m IM	50m Fly	100m Free		
PB	00:51.99	00:59.08	00:25.97	00:46.92	02:01.29	01:05.52	00:00.00		
Current Time	00:57.11	00:00.00	DQ 8.3	00:00.00	00:00.00	00:00.00	01:46.60		
Difference	5.12	0.00	-	0.00	0.00	0.00	106.60	Points Total	5
Points	0	0	-	0	0	0	5		





