










### Boys League Table - February

Ranking	Group	Surname	First Name	Points Total
1	G2	Beaty	Kristian	30
2	G2	Hague	Matthew	30
3	G1	Mirzoyam	Alex	25
4	G1	Brooks	Bradley	23
5	G1	Rothwell	Noah	23
6	G1	Beard	Atticus	20
7	G2	Gill	Evan	20
8	G4	Wolowacz	Jack	18
9	G1	Bradshaw	Alex	15
10	G1	McCullough	Ben	15
11	G1	Simpson	Thomas	15
12	G1	Tombs	Stanley	15
13	G2	Copestake	Oscar	15
14	G2	McCullough	William	15
15	G3	Beaty	Max	10
16	G1	Simpson	James	5
17	G1	Cubitt	Max	0
18	G1	Cubitt	Alfie	0
19	G1	Cubitt	Theo	0
20	G1	Johnson	James	0
21	G1	Manion	Patrick	0
22	G1	Morley	James	0
23	G1	Steiger	Ethan	0
24	G1	Woodham	Daniel	0
25	G2	Hague	Thomas	0
26	G2	Jennings	Morgan	0



### Result Sheet Key

-  Bronze Award Time
-  Silver Award Time
-  Gold Award Time
-  Platinum Award Time
-  Promotion Time Achieved
-  Disqualification \* Indicates Rule Code
-  New Club Record

### Award Times

Event	Stroke	Bronze	Silver	Gold	Platinum
50m	Freestyle	39.9	35.7	31.9	
50m	Backstroke	45.2	41.2	37.2	
50m	Breaststroke	50.2	45.8	41.7	
50m	Butterfly	48	43.7	39.7	
100m	Freestyle	85.9	75.3	65.8	63.6
100m	Backstroke	97.7	87	77.4	72.1
100m	Breaststroke	108.9	97.5	87	80.9
100m	Butterfly	106.3	94.6	84	69.7
100m	IM	106.6	94.6	83.9	
200m	Freestyle	185.7	158.7	136.4	134.3
200m	Backstroke	203.1	179.1	160.1	156.1
200m	Breaststroke	228.6	204.2	188.5	184.2
200m	Butterfly	217.8	198.6	182.8	169.7
200m	IM	235.1	202.3	175	158.4

### Promotion Times

Event	Stroke	Group 2	Group 3	Group 4
25m	Freestyle	23		
25m	Backstroke	26		
25m	Breaststroke	27.5		
25m	Butterfly	26	22.5	
50m	Freestyle		39.9	
50m	Backstroke		46.2	
50m	Breaststroke		50.2	
50m	Butterfly			43.7
100m	IM		106.6	94.6
100m	Freestyle			75.3
100m	Backstroke			87
100m	Breaststroke			97.5



## Results - February - Boys - GROUP 1

Beard	Atticus					
	25m Backstroke	25m Breaststroke	25m Butterfly	25m Freestyle	100m IM	
PB	00:39.68	00:39.91	00:00.00	00:35.32	00:00.00	
Current Time	00:33.60	00:00.00	00:00.00	00:34.28	DQ-9.4(Breast)	
Difference	-6.08	0.00	0.00	-1.04	-	Points Total
Points	10	0	0	10	-	20

Bradshaw	Alex					New to Group
	25m Backstroke	25m Breaststroke	25m Butterfly	25m Freestyle	100m IM	
PB	00:00.00	00:00.00	00:00.00	00:00.00	00:00.00	
Current Time	00:29.76	00:00.00	00:00.00	00:29.47	02:40.27	
Difference	29.77	0.00	0.00	29.47	160.28	Points Total
Points	5	0	0	5	5	15

Brooks	Bradley					
	25m Backstroke	25m Breaststroke	25m Butterfly	25m Freestyle	100m IM	
PB	00:29.37	00:35.55	00:37.33	00:24.52	00:00.00	
Current Time	00:28.28	00:00.00	00:00.00	00:24.28	02:24.15	
Difference	-1.09	0.00	0.00	-0.24	144.15	Points Total
Points	10	0	0	8	5	23

Cubitt	Max					
	25m Backstroke	25m Breaststroke	25m Butterfly	25m Freestyle	100m IM	
PB	00:29.21	00:33.21	00:34.82	00:24.86	00:00.00	
Current Time	00:00.00	00:00.00	00:00.00	00:00.00	00:00.00	
Difference	0.00	0.00	0.00	0.00	0.00	Points Total
Points	0	0	0	0	0	0

Cubitt	Alfie					
	25m Backstroke	25m Breaststroke	25m Butterfly	25m Freestyle	100m IM	
PB	00:28.01	00:32.39	00:46.07	00:27.71	00:00.00	
Current Time	00:00.00	00:00.00	00:00.00	00:00.00	00:00.00	
Difference	0.00	0.00	0.00	0.00	0.00	Points Total
Points	0	0	0	0	0	0



Cubitt	Theo					
	25m Backstroke	25m Breaststroke	25m Butterfly	25m Freestyle	100m IM	
PB	00:35.02	00:37.33	00:55.54	00:31.36	00:00.00	
Current Time	00:00.00	00:00.00	00:00.00	00:00.00	00:00.00	
Difference	0.00	0.00	0.00	0.00	0.00	Points Total
Points	0	0	0	0	0	0

Johnson	James					
	25m Backstroke	25m Breaststroke	25m Butterfly	25m Freestyle	100m IM	
PB	00:35.02	00:37.33	00:55.54	00:31.36	00:00.00	
Current Time	00:00.00	00:00.00	00:00.00	00:00.00	00:00.00	
Difference	0.00	0.00	0.00	0.00	0.00	Points Total
Points	0	0	0	0	0	0

Manion	Patrick					
	25m Backstroke	25m Breaststroke	25m Butterfly	25m Freestyle	100m IM	
PB	00:26.15	00:30.86	00:31.16	00:23.23	00:00.00	
Current Time	00:00.00	00:00.00	00:00.00	00:00.00	00:00.00	
Difference	0.00	0.00	0.00	0.00	0.00	Points Total
Points	0	0	0	0	0	0

McCollough	Ben					
	25m Backstroke	25m Breaststroke	25m Butterfly	25m Freestyle	100m IM	
PB	00:29.08	00:34.53	00:43.17	00:25.45	00:00.00	
Current Time	00:33.26	00:00.00	00:00.00	00:24.17	02:32.78	
Difference	4.19	0.00	0.00	-1.28	152.78	Points Total
Points	0	0	0	10	5	15

Mirzoyan	Alex					
	25m Backstroke	25m Breaststroke	25m Butterfly	25m Freestyle	100m IM	
PB	00:24.98	02:35.77	00:33.25	00:27.17	00:00.00	
Current Time	00:22.50	00:00.00	00:00.00	00:23.31	02:09.55	
Difference	-2.48	0.00	0.00	-3.86	129.55	Points Total
Points	10	0	0	10	5	25



Morley	James	25m Backstroke	25m Breaststroke	25m Butterfly	25m Freestyle	100m IM	
PB		00:24.98	00:29.54	00:40.84	00:26.80	00:00.00	
Current Time		00:00.00	00:00.00	00:00.00	00:00.00	00:00.00	
Difference		0.00	0.00	0.00	0.00	0.00	Points Total
Points		0	0	0	0	0	0

Rothwell	Noah	Promoted to Group 2					
		25m Backstroke	25m Breaststroke	25m Butterfly	25m Freestyle	100m IM	
PB		00:29.48	00:30.91	00:00.00	00:23.61	00:00.00	
Current Time		00:23.40	00:00.00	00:00.00	00:22.93	02:11.81	
Difference		-6.09	0.00	0.00	-0.68	131.82	Points Total
Points		10	0	0	8	5	23

Simpson	James	New to Group					
		25m Backstroke	25m Breaststroke	25m Butterfly	25m Freestyle	100m IM	
PB		00:00.00	00:00.00	00:00.00	00:00.00	00:00.00	
Current Time		DQ-6.5	00:00.00	00:00.00	00:26.69	DQ-9.4(Breast)	
Difference		-	0.00	0.00	26.69	-	Points Total
Points		-	0	0	5	-	5

Simpson	Thomas	New to Group					
		25m Backstroke	25m Breaststroke	25m Butterfly	25m Freestyle	100m IM	
PB		00:00.00	00:00.00	00:00.00	00:00.00	00:00.00	
Current Time		00:27.53	00:00.00	00:00.00	00:24.65	02:29.22	
Difference		27.54	0.00	0.00	24.66	149.22	Points Total
Points		5	0	0	5	5	15

Steiger	Ethan	25m Backstroke	25m Breaststroke	25m Butterfly	25m Freestyle	100m IM	
PB		00:47.70	00:52.80	00:00.00	00:51.79	00:00.00	
Current Time		00:00.00	00:00.00	00:00.00	00:00.00	00:00.00	
Difference		0.00	0.00	0.00	0.00	0.00	Points Total
Points		0	0	0	0	0	0

Tombs	Stanley	New to Group					
		25m Backstroke	25m Breaststroke	25m Butterfly	25m Freestyle	100m IM	
PB		00:00.00	00:00.00	00:00.00	00:00.00	00:00.00	
Current Time		00:25.59	00:00.00	00:00.00	00:24.17	02:07.81	
Difference		25.59	0.00	0.00	24.17	127.81	Points Total
Points		5	0	0	5	5	15

Woodham	Daniel	25m Backstroke	25m Breaststroke	25m Butterfly	25m Freestyle	100m IM	
PB		00:28.36	00:30.50	00:37.00	00:28.89	00:00.00	
Current Time		00:00.00	00:00.00	00:00.00	00:00.00	00:00.00	
Difference		0.00	0.00	0.00	0.00	0.00	Points Total
Points		0	0	0	0	0	0



## Results - February - Boys - GROUP 2

Beaty	Kristian	Promoted to Group 3						
		50m Backstroke	50m Breaststroke	25m Butterfly	50m Freestyle	100m IM	50m Fly	
PB		00:44.49	01:09.64	00:22.21	00:40.97	00:00.00	00:00.00	
Current Time		00:41.48	00:00.00	00:19.25	00:36.51	00:00.00	00:00.00	
Difference		-3.01	0.00	-2.96	-4.46	0.00	0.00	Points Total
Points		10	0	10	10	0	0	30

Copestake	Oscar	New to Group						
		50m Backstroke	50m Breaststroke	25m Butterfly	50m Freestyle	100m IM	50m Fly	
PB		00:00.00	00:00.00	00:00.00	00:00.00	00:00.00	00:00.00	
Current Time		00:48.14	00:00.00	00:19.35	00:37.23	00:00.00	00:00.00	
Difference		48.15	0.00	19.35	37.23	0.00	0.00	Points Total
Points		5	0	5	5	0	0	15

Gill	Evan	50m Backstroke	50m Breaststroke	25m Butterfly	50m Freestyle	100m IM	50m Fly	
PB		00:51.67	00:58.45	00:27.43	00:49.71	00:00.00	00:00.00	
Current Time		DQ-6.5	00:00.00	00:23.22	00:44.90	00:00.00	00:00.00	
Difference		-	0.00	-4.21	-4.81	0.00	0.00	Points Total
Points		-	0	10	10	0	0	20

Hague	Matthew	50m Backstroke	50m Breaststroke	25m Butterfly	50m Freestyle	100m IM	50m Fly	
PB		00:53.86	01:01.59	00:30.10	00:51.26	02:04.63	00:00.00	
Current Time		00:48.72	00:00.00	00:24.69	00:48.05	00:00.00	00:00.00	
Difference		-5.14	0.00	-5.42	-3.21	0.00	0.00	Points Total
Points		10	0	10	10	0	0	30

Hague	Thomas	50m Backstroke	50m Breaststroke	25m Butterfly	50m Freestyle	100m IM	50m Fly	
PB		00:55.01	00:58.19	00:29.44	00:47.54	02:07.34	00:00.00	
Current Time		00:00.00	00:00.00	00:00.00	00:00.00	00:00.00	00:00.00	
Difference		0.00	0.00	0.00	0.00	0.00	0.00	Points Total
Points		0	0	0	0	0	0	0



Glossop Amateur Swimming Club Pointscore 2018

Jennings	Morgan						
	50m Backstroke	50m Breaststroke	25m Butterfly	50m Freestyle	100m IM	50m Fly	
PB	00:49.39	00:55.62	00:24.36	00:48.53	01:57.32	00:00.00	
Current Time	00:00.00	00:00.00	00:00.00	00:00.00	00:00.00	00:00.00	
Difference	0.00	0.00	0.00	0.00	0.00	0.00	Points Total
Points	0	0	0	0	0	0	0

McCollough	William						
	50m Backstroke	50m Breaststroke	25m Butterfly	50m Freestyle	100m IM	50m Fly	
PB	00:55.78	01:05.78	00:28.65	00:50.04	02:05.78	00:00.00	
Current Time	00:55.78	00:00.00	00:24.60	00:52.37	00:00.00	00:00.00	
Difference	0.00	0.00	-4.05	2.33	0.00	0.00	Points Total
Points	5	0	10	0	0	0	15



### Results - February - Boys - GROUP 3

Beaty	Max	New to Group							
		50m Backstroke	50m Breaststroke	50m Butterfly	50m Freestyle	100m IM	100m Backstroke	100m Breaststroke	100m Freestyle
PB	00:39.70	00:00.00	00:00.00	00:35.54	00:00.00	00:00.00	00:00.00	00:00.00	
Current Time	00:00.00	00:00.00	DQ-8.3	00:00.00	00:00.00	01:24.67	00:00.00	01:13.74	
Difference	0.00	0.00	-	0.00	0.00	84.67	0.00	73.74	Points Total
Points	0	0	-	0	0	5	0	5	10



Results - February - Boys - GROUP 4

Wolowacz	Jack													
	50m Backstroke	50m Breaststroke	50m Butterfly	50m Freestyle	200m IM	100m Backstroke	100m Breaststroke	100m Butterfly	100m Freestyle	200m Backstroke	200m Breaststroke	200m Freestyle	100m IM	
PB	00:39.64	00:46.33	00:40.17	00:41.78	00:00.00	01:27.83	01:38.48	00:00.00	01:17.77	00:00.00	03:28.16	00:00.00	01:22.83	
Current Time	00:00.00	00:45.49	00:00.00	00:00.00	00:00.00	00:00.00	00:00.00	01:53.49	00:00.00	00:00.00	00:00.00	02:45.45	00:00.00	
Difference	0.00	-0.85	0.00	0.00	0.00	0.00	0.00	113.49	0.00	0.00	0.00	165.45	0.00	Points Total
Points	0	8	0	0	0	0	0	5	0	0	0	5	0	18