










Boys League Table - February

Ranking	Group	Surname	First Name	Points Total
1	G2	Mirzoyam	Alex	83
2	G2	Rothwell	Noah	73
3	G2	McCollough	Ben	60
4	G1	Jennings	Jamie	58
5	G2	McCollough	William	50
6	G3	Hague	Matthew	48
7	G2	Salmon	Ted	45
8	G3	Jennings	Morgan	41
9	G2	Tombs	Stanley	39
10	G1	Beard	Atticus	38
11	G2	Townley	Jacob	35
12	G1	Benson	Will	30
13	G2	Simpson	Thomas	30
14	G2	Johnson	James	25
15	G3	Kelly	Euan	22
16	G3	Toby	Tanton	20
17	G4	Wolowacz	Jack	17
18	G3	Copstake	Oscar	10
19	G1	Armfield	Luke	5
20	G1	Woodham	Daniel	3
21	G1	Bradshaw	Alex	0
22	G1	Brooks	Bradley	0
23	G1	Clarke	Sammy	0
24	G1	Locke	Sam	0
25	G1	Manion	Patrick	0
26	G1	Martin	Joseph	0
27	G2	Gill	Evan	0
28	G2	Hague	Thomas	0
29	G2	Meats	Nathan	0
30	G2	Morley	James	0
31	G2	Simpson	James	0



Result Sheet Key

-  Bronze Award Time
-  Silver Award Time
-  Gold Award Time
-  Platinum Award Time
-  Promotion Time Achieved
-  Disqualification * Indicates Rule Code
-  New Club Record

Award Times

Event	Stroke	Bronze	Silver	Gold	Platinum
50m	Freestyle	39.9	35.7	31.9	
50m	Backstroke	45.2	41.2	37.2	
50m	Breaststroke	50.2	45.8	41.7	
50m	Butterfly	48	43.7	39.7	
100m	Freestyle	85.9	75.3	65.8	63.6
100m	Backstroke	97.7	87	77.4	72.1
100m	Breaststroke	108.9	97.5	87	80.9
100m	Butterfly	106.3	94.6	84	69.7
100m	IM	106.6	94.6	83.9	
200m	Freestyle	185.7	158.7	136.4	134.3
200m	Backstroke	203.1	179.1	160.1	156.1
200m	Breaststroke	228.6	204.2	188.5	184.2
200m	Butterfly	217.8	198.6	182.8	169.7
200m	IM	235.1	202.3	175	158.4

Promotion Times

Event	Stroke	Group 2	Group 3	Group 4
25m	Freestyle	23		
25m	Backstroke	26		
25m	Breaststroke	27.5		
25m	Butterfly	26	22.2	
50m	Freestyle	49	39.9	
50m	Backstroke		45.2	
50m	Breaststroke		50.2	
50m	Butterfly		47.9	43.7
100m	IM	120	106.6	94.6
100m	Freestyle			75.3
100m	Backstroke			87
100m	Breaststroke			97.5



Results - February - Boys - GROUP 1

Beard	Atticus						
	25m Backstroke	25m Breaststroke	25m Butterfly	25m Freestyle	50m Freestyle	100m IM	
PB	00:31.12	00:33.84	00:29.63	00:26.73	00:00.00	02:31.92	
Current Time	00:34.41	00:35.40	00:32.59	00:00.00	00:00.00	00:00.00	
Difference	3.29	1.57	2.97	0.00	0.00	0.00	Points Total
Points	0	2	0	0	0	0	2

Benson	Will						
	25m Backstroke	25m Breaststroke	25m Butterfly	25m Freestyle	50m Freestyle	100m IM	
PB	00:00.00	00:00.00	00:00.00	00:24.82	00:00.00	02:44.12	
Current Time	00:33.24	00:34.71	DQ 8.4	00:00.00	00:00.00	00:00.00	
Difference	33.24	34.71	-	0.00	0.00	0.00	Points Total
Points	5	5	-	0	0	0	10

Bradshaw	Alex						
	25m Backstroke	25m Breaststroke	25m Butterfly	25m Freestyle	50m Freestyle	100m IM	
PB	00:29.76	00:00.00	00:00.00	00:29.47	00:00.00	02:40.27	
Current Time	00:00.00	00:00.00	00:00.00	00:00.00	00:00.00	00:00.00	
Difference	0.00	0.00	0.00	0.00	0.00	0.00	Points Total
Points	0	0	0	0	0	0	0

Brooks	Bradley						
	25m Backstroke	25m Breaststroke	25m Butterfly	25m Freestyle	50m Freestyle	100m IM	
PB	00:28.28	00:33.71	00:34.68	00:22.32	00:00.00	02:24.15	
Current Time	00:00.00	00:00.00	00:00.00	00:00.00	00:00.00	00:00.00	
Difference	0.00	0.00	0.00	0.00	0.00	0.00	Points Total
Points	0	0	0	0	0	0	0

Clarke	Sammy						
	25m Backstroke	25m Breaststroke	25m Butterfly	25m Freestyle	50m Freestyle	100m IM	
PB	00:00.00	00:44.02	00:48.89	00:29.31	00:00.00	00:00.00	
Current Time	00:00.00	00:00.00	00:00.00	00:00.00	00:00.00	00:00.00	
Difference	0.00	0.00	0.00	0.00	0.00	0.00	Points Total
Points	0	0	0	0	0	0	0

Jennings	Jamie						
	25m Backstroke	25m Breaststroke	25m Butterfly	25m Freestyle	50m Freestyle	100m IM	
PB	00:28.77	00:41.93	00:33.83	00:25.30	00:00.00	02:31.25	
Current Time	00:28.14	00:38.74	00:30.19	00:00.00	00:00.00	00:00.00	
Difference	-0.63	-3.20	-3.64	0.00	0.00	0.00	Points Total
Points	8	10	10	0	0	0	28



Locke	Sam						
	25m Backstroke	25m Breaststroke	25m Butterfly	25m Freestyle	50m Freestyle	100m IM	
PB	00:33.57	00:39.61	00:44.72	00:00.00	00:00.00	00:00.00	
Current Time	00:00.00	00:00.00	00:00.00	00:00.00	00:00.00	00:00.00	
Difference	0.00	0.00	0.00	0.00	0.00	0.00	Points Total
Points	0	0	0	0	0	0	0

Manion	Patrick						
	25m Backstroke	25m Breaststroke	25m Butterfly	25m Freestyle	50m Freestyle	100m IM	
PB	00:26.15	00:27.78	00:31.16	00:21.50	00:00.00	02:20.26	
Current Time	00:00.00	00:00.00	00:00.00	00:00.00	00:00.00	00:00.00	
Difference	0.00	0.00	0.00	0.00	0.00	0.00	Points Total
Points	0	0	0	0	0	0	0

Martin	Joseph						
	25m Backstroke	25m Breaststroke	25m Butterfly	25m Freestyle	50m Freestyle	100m IM	
PB	00:30.65	00:32.82	00:32.18	00:24.90	00:00.00	00:00.00	
Current Time	00:00.00	00:00.00	00:00.00	00:00.00	00:00.00	00:00.00	
Difference	0.00	0.00	0.00	0.00	0.00	0.00	Points Total
Points	0	0	0	0	0	0	0

Woodham	Daniel						
	25m Backstroke	25m Breaststroke	25m Butterfly	25m Freestyle	50m Freestyle	100m IM	
PB	00:27.92	00:28.78	00:34.46	00:25.94	00:00.00	02:30.22	
Current Time	00:30.33	00:29.08	DQ 4.4	00:00.00	00:00.00	00:00.00	
Difference	2.41	0.30	-	0.00	0.00	0.00	Points Total
Points	0	3	-	0	0	0	3

Armfield	Luke						
	25m Backstroke	25m Breaststroke	25m Butterfly	25m Freestyle	50m Freestyle	100m IM	
PB	00:00.00	00:00.00	00:00.00	00:00.00	00:00.00	00:00.00	
Current Time	00:33.28	DQ 7.3	DQ 10.5	00:00.00	00:00.00	00:00.00	
Difference	33.28	-	-	0.00	0.00	0.00	Points Total
Points	5	-	-	0	0	0	5

