








Girls League Table - April

Ranking	Group	Surname	First Name	Points Total
1	G2	Cranston	Saffron	64
2	G2	Robinson	Rebecca	63
3	G1	Shaw	Lydia	54
4	G1	Robinson	Jessamine	52
5	G1	Shaw	Isabelle	51
6	G1	Nelthorpe	Mae	50
7	G4	Shearer	Jasmine	50
8	G2	Johnson	Naimh	47
9	G1	Stieger	Jenna	43
10	G1	Griffin	Elin	40
11	G1	Griffin	Nia	40
12	G2	Hilton	Erin	40
13	G3	Gooch	Hannah	38
14	G1	Rothwell	Grace	35
15	G1	Woodham	Natasha	35
16	G2	Boyle	Livia	35
17	G1	Manon	May	33
18	G2	Swann	Caitlin	33
19	G1	Buckley	Emily	31
20	G2	Nolan	Olivia	30
21	G2	Webster	Sarah	30
22	G2	Crompton	Jasmine	28
23	G2	Barber	Pheobe	25
24	G2	Buckley	Amy	25
25	G1	Nolan	Holly	23
26	G2	Hayles	Madeline	23
27	G1	Johnson	Christina	18
28	G1	Griffiths-Jones	Holly	15
29	G2	Wilde	Evie	15
30	G3	Barton	Bryony	15
31	G2	Swan	Joise	13
32	G1	Gill	Lexie	5
33	G2	Hayes	Gemma	5
34	G1	Bowers	Abigal	0



Result Sheet Key

	Bronze Award Time
	Silver Award Time
	Gold Award Time
	Platinum Award Time
	Promotion Time Achieved
	Disqualification * Indicates Rule Code

Award Times

Event	Stroke	Bronze	Silver	Gold	Platinum
50m	Freestyle	39.9	35.7	31.9	
50m	Backstroke	45.2	41.2	37.2	
50m	Breaststroke	50.2	45.8	41.7	
50m	Butterfly	48	43.7	39.7	
100m	Freestyle	85.9	75.3	65.8	63.6
100m	Backstroke	97.7	87	77.4	72.1
100m	Breaststroke	108.9	97.5	87	80.9
100m	Butterfly	106.3	94.6	84	69.7
100m	IM	106.6	94.6	83.9	
200m	Freestyle	185.7	158.7	136.4	134.3
200m	Backstroke	203.1	179.1	160.1	156.1
200m	Breaststroke	228.6	204.2	188.5	184.2
200m	Butterfly	217.8	198.6	182.8	169.7
200m	IM	235.1	202.3	175	158.4

Promotion Times

Event	Stroke	Group 2	Group 3	Group 4
25m	Freestyle	23		
25m	Backstroke	26		
25m	Breaststroke	27.5		
25m	Butterfly	26	22.5	
50m	Freestyle		39.9	
50m	Backstroke		46.2	
50m	Breaststroke		50.2	
50m	Butterfly			43.7
100m	IM		106.6	94.6
100m	Freestyle			75.3
100m	Backstroke			87
100m	Breaststroke			97.5



Results - April - Girls - GROUP 1

Buckley	Emily				
	25m Backstroke	25m Breaststroke	25m Butterfly	25m Freestyle	
PB	00:29.28	00:30.15	00:32.31	00:24.89	
Current Time	00:27.82	00:30.71	00:00.00	00:25.16	
Difference	-1.46	0.56	0.00	0.27	Points Total
Points	10	3	0	3	16

Gill	Lexie				
	25m Backstroke	25m Breaststroke	25m Butterfly	25m Freestyle	
PB	00:31.80	00:39.89	00:00.00	00:32.81	
Current Time	00:00.00	00:00.00	00:00.00	00:00.00	
Difference	0.00	0.00	0.00	0.00	Points Total
Points	0	0	0	0	0

Nelthorpe	Mae				
	25m Backstroke	25m Breaststroke	25m Butterfly	25m Freestyle	
PB	00:00.00	01:05.40	00:45.29	00:37.41	
Current Time	00:38.47	00:46.42	00:00.00	00:35.81	
Difference	38.47	-18.98	0.00	-1.60	Points Total
Points	5	10	0	10	25

Nolan	Holly				
	25m Backstroke	25m Breaststroke	25m Butterfly	25m Freestyle	
PB	00:24.98	00:28.64	00:00.00	00:26.09	
Current Time	00:27.33	00:30.35	00:00.00	00:29.90	
Difference	2.36	1.72	0.00	3.81	Points Total
Points	0	2	0	0	2



Robinson	Jessamine				
	25m Backstroke	25m Breaststroke	25m Butterfly	25m Freestyle	
PB	00:26.21	00:31.02	00:30.85	00:23.14	
Current Time	00:25.48	DQ 7.2	00:00.00	00:23.61	
Difference	-0.73	-	0.00	0.47	Points Total
Points	8	-	0	3	11

Rothwell	Grace				
	25m Backstroke	25m Breaststroke	25m Butterfly	25m Freestyle	
PB	00:00.00	00:28.24	00:34.16	00:27.25	
Current Time	00:28.33	00:28.21	00:00.00	00:28.97	
Difference	28.33	-0.03	0.00	1.72	Points Total
Points	5	5	0	2	12

Shaw	Isabelle		Promoted to group 2		
	25m Backstroke	25m Breaststroke	25m Butterfly	25m Freestyle	
PB	00:26.59	00:34.27	00:29.82	00:22.86	
Current Time	00:25.72	00:34.32	00:00.00	00:24.38	
Difference	-0.87	0.05	0.00	1.52	Points Total
Points	8	5	0	2	15

Shaw	Lydia				
	25m Backstroke	25m Breaststroke	25m Butterfly	25m Freestyle	
PB	00:29.20	00:31.06	00:38.30	00:26.01	
Current Time	00:30.55	00:31.05	00:00.00	00:29.51	
Difference	1.35	-0.02	0.00	3.50	Points Total
Points	2	5	0	0	7

Woodham	Natasha				
	25m Backstroke	25m Breaststroke	25m Butterfly	25m Freestyle	
PB	00:40.36	00:38.89	01:04.92	00:38.14	
Current Time	00:37.55	00:39.47	00:00.00	00:42.97	
Difference	-2.82	0.58	0.00	4.83	Points Total
Points	10	3	0	0	13



Stieger	Jenna				
	25m Backstroke	25m Breaststroke	25m Butterfly	25m Freestyle	
PB	00:27.19	00:31.84	00:00.00	00:27.80	
Current Time	00:26.65	00:29.00	00:00.00	00:25.32	
Difference	-0.54	-2.84	0.00	-2.48	Points Total
Points	8	10	0	10	28

Johnson	Christina				
	25m Backstroke	25m Breaststroke	25m Butterfly	25m Freestyle	
PB	00:00.00	00:58.26	00:00.00	00:48.67	
Current Time	DQ 10.6	DQ 7.6	00:00.00	00:48.44	
Difference	-	-	0.00	-0.23	Points Total
Points	-	-	0	8	8

Griffin	Elin				
	25m Backstroke	25m Breaststroke	25m Butterfly	25m Freestyle	
PB	00:00.00	00:42.31	00:47.20	00:35.72	
Current Time	00:38.76	00:38.62	00:00.00	00:30.86	
Difference	38.77	-3.69	0.00	-4.86	Points Total
Points	5	10	0	10	25

Manon	May	Promoted to group 2			
	25m Backstroke	25m Breaststroke	25m Butterfly	25m Freestyle	
PB	00:00.00	00:31.95	00:27.27	00:18.89	
Current Time	00:24.30	00:30.71	00:00.00	00:19.41	
Difference	24.30	-1.25	0.00	0.52	Points Total
Points	5	10	0	3	18

Griffin	Nia	Promoted to group 2			
	25m Backstroke	25m Breaststroke	25m Butterfly	25m Freestyle	
PB	00:00.00	00:27.18	00:34.08	00:26.51	
Current Time	00:26.17	00:25.76	00:00.00	00:22.00	
Difference	26.17	-1.43	0.00	-4.51	Points Total
Points	5	10	0	10	25

Griffiths-Jones	Holly				
	25m Backstroke	25m Breaststroke	25m Butterfly	25m Freestyle	
PB	00:00.00	00:27.47	00:32.65	00:24.26	
Current Time	00:00.00	00:00.00	00:00.00	00:00.00	
Difference	0.00	0.00	0.00	0.00	Points Total
Points	0	0	0	0	0



Results - April - Girls - GROUP 2

Barber	Pheobe	New to Group			
	50m Backstroke	50m Breaststroke	25m Butterfly	50m Freestyle	100m IM
PB	00:00.00	01:01.18	00:00.00	00:00.00	02:01.59
Current Time	00:57.22	00:00.00	00:31.18	00:49.70	00:00.00
Difference	57.22	0.00	31.18	49.70	0.00
Points	5	0	5	5	0
					Points Total
					15

Boyle	Uivia				
	50m Backstroke	50m Breaststroke	25m Butterfly	50m Freestyle	100m IM
PB	01:02.27	00:00.00	00:36.15	00:46.91	00:00.00
Current Time	00:59.48	00:00.00	00:33.24	00:54.41	00:00.00
Difference	-2.80	0.00	-2.91	7.50	0.00
Points	10	0	10	0	0
					Points Total
					20

Buckley	Amy				
	50m Backstroke	50m Breaststroke	25m Butterfly	50m Freestyle	100m IM
PB	00:49.53	00:54.19	00:25.84	00:43.44	01:51.23
Current Time	00:00.00	00:00.00	00:00.00	00:00.00	00:00.00
Difference	0.00	0.00	0.00	0.00	0.00
Points	0	0	0	0	0
					Points Total
					0

Cranston	Saffron				
	50m Backstroke	50m Breaststroke	25m Butterfly	50m Freestyle	100m IM
PB	00:48.41	00:52.92	00:24.87	00:40.96	01:41.39
Current Time	00:48.05	00:00.00	00:23.47	00:37.27	00:00.00
Difference	-0.36	0.00	-1.40	-3.70	0.00
Points	8	0	10	10	0
					Points Total
					28

Crompton	Jasmine				
	50m Backstroke	50m Breaststroke	25m Butterfly	50m Freestyle	100m IM
PB	00:52.10	01:05.40	00:26.35	00:45.24	00:00.00
Current Time	00:00.00	00:00.00	00:00.00	00:00.00	00:00.00
Difference	0.00	0.00	0.00	0.00	0.00
Points	0	0	0	0	0
					Points Total
					0

Hayles	Madeline				
	50m Backstroke	50m Breaststroke	25m Butterfly	50m Freestyle	100m IM
PB	00:48.97	00:57.89	00:23.64	00:45.52	01:54.85
Current Time	00:51.84	00:00.00	00:23.88	00:40.74	00:00.00
Difference	2.87	0.00	0.24	-4.79	0.00
Points	0	0	3	10	0
					Points Total
					13



Glossop Amateur Swimming Club Pointscore 2017

Hayes	Gemma					
	50m Backstroke	50m Breaststroke	25m Butterfly	50m Freestyle	100m IM	
PB	01:06.44	01:15.72	00:37.86	00:58.20	02:49.11	
Current Time	00:00.00	00:00.00	00:00.00	00:00.00	00:00.00	
Difference	0.00	0.00	0.00	0.00	0.00	Points Total
Points	0	0	0	0	0	0

Hilton	Erin					
	50m Backstroke	50m Breaststroke	25m Butterfly	50m Freestyle	100m IM	
PB	00:55.86	00:55.69	00:26.00	00:48.58	00:00.00	
Current Time	00:00.00	00:00.00	00:00.00	00:00.00	00:00.00	
Difference	0.00	0.00	0.00	0.00	0.00	Points Total
Points	0	0	0	0	0	0

Johnson	Naimh					
	50m Backstroke	50m Breaststroke	25m Butterfly	50m Freestyle	100m IM	
PB	00:56.45	01:12.47	00:29.47	00:50.98	02:05.12	
Current Time	00:58.06	00:00.00	00:25.27	00:49.68	00:00.00	
Difference	1.61	0.00	-4.21	-1.31	0.00	Points Total
Points	2	0	10	10	0	22

Nolan	Olivia					
	50m Backstroke	50m Breaststroke	25m Butterfly	50m Freestyle	100m IM	
PB	00:41.55	00:54.22	00:24.11	00:42.39	00:00.00	
Current Time	00:44.16	00:00.00	00:24.54	00:42.22	00:00.00	
Difference	2.61	0.00	0.43	-0.17	0.00	Points Total
Points	0	0	3	8	0	11

Robinson	Rebecca					
	50m Backstroke	50m Breaststroke	25m Butterfly	50m Freestyle	100m IM	
PB	00:46.80	00:50.44	00:22.71	00:43.88	01:43.49	
Current Time	00:43.99	00:00.00	00:21.51	00:39.33	00:00.00	
Difference	-2.81	0.00	-1.20	-4.55	0.00	Points Total
Points	10	0	10	10	0	30

Swan	Joise					
	50m Backstroke	50m Breaststroke	25m Butterfly	50m Freestyle	100m IM	
PB	00:53.47	00:59.18	00:29.73	00:51.12	02:09.33	
Current Time	00:00.00	00:00.00	00:00.00	00:00.00	00:00.00	
Difference	0.00	0.00	0.00	0.00	0.00	Points Total
Points	0	0	0	0	0	0



Glossop Amateur Swimming Club Pointscore 2017

Webster	Sarah					
	50m Backstroke	50m Breaststroke	25m Butterfly	50m Freestyle	100m IM	
PB	00:54.14	00:59.63	00:25.07	00:46.91	01:55.56	
Current Time	00:00.00	00:00.00	00:00.00	00:00.00	00:00.00	
Difference	0.00	0.00	0.00	0.00	0.00	Points Total
Points	0	0	0	0	0	0

Wilde	Evie					
	50m Backstroke	50m Breaststroke	25m Butterfly	50m Freestyle	100m IM	
PB	01:04.61	01:07.38	00:00.00	00:00.00	02:11.07	
Current Time	00:00.00	00:00.00	00:00.00	00:00.00	00:00.00	
Difference	0.00	0.00	0.00	0.00	0.00	Points Total
Points	0	0	0	0	0	0

Swann	Caitlin					
	50m Backstroke	50m Breaststroke	25m Butterfly	50m Freestyle	100m IM	
PB	00:00.00	00:00.00	00:00.00	00:00.00	00:00.00	
Current Time	00:55.44	00:00.00	00:27.39	00:46.89	00:00.00	
Difference	55.44	0.00	27.39	46.89	0.00	Points Total
Points	5	0	5	5	0	15



Results - March - April - GROUP 3

Barton	Bryony								
	50m Backstroke	50m Breaststroke	50m Butterfly	50m Freestyle	100m IM	100m Backstroke	100m Breaststroke	100m Freestyle	
PB	00:43.58	00:52.12	00:40.34	00:40.00	00:00.00	01:36.82	00:00.00	01:26.77	
Current Time	00:00.00	00:00.00	00:00.00	00:00.00	00:00.00	00:00.00	00:00.00	00:00.00	
Difference	0.00	0.00	0.00	0.00	0.00	0.00	0.00	0.00	Points Total
Points	0	0	0	0	0	0	0	0	0

Gooch	Hannah	New to Group							
	50m Backstroke	50m Breaststroke	50m Butterfly	50m Freestyle	100m IM	100m Backstroke	100m Breaststroke	100m Freestyle	
PB	00:44.86	00:58.97	00:00.00	00:40.54	01:41.58	00:00.00	00:00.00	00:00.00	
Current Time	00:00.00	00:00.00	00:46.25	00:00.00	01:42.34	00:00.00	00:00.00	01:37.53	
Difference	0.00	0.00	46.25	0.00	0.76	0.00	0.00	97.53	Points Total
Points	0	0	5	0	3	0	0	5	13



Results - April - Girls - GROUP 4

Shearer	Jasmine													
	50m Backstroke	50m Breaststroke	50m Butterfly	50m Freestyle	200m IM	100m Backstroke	100m Breaststroke	100m Butterfly	100m Freestyle	200m Backstroke	200m Breaststroke	200m Freestyle	100m IM	
PB	00:37.31	00:43.30	00:40.99	00:36.09	02:57.17	00:00.00	01:35.80	01:30.33	00:00.00	02:58.67	00:00.00	02:42.06	01:24.45	
Current Time	00:00.00	00:00.00	00:00.00	00:00.00	02:51.47	01:20.13	00:00.00	00:00.00	01:15.29	00:00.00	00:00.00	00:00.00	00:00.00	
Difference	0.00	0.00	0.00	0.00	-5.70	80.13	0.00	0.00	75.29	0.00	0.00	0.00	0.00	
Points	0	0	0	0	10	5	0	0	5	0	0	0	0	Points Total 20