









Boys League Table - February

Ranking	Group	Surname	First Name	Points Total
1	G1	Hague	Mathew	28
2	G1	Cubitt	Theo	25
3	G1	Hague	Thomas	22
4	G1	Jennings	Morgan	21
5	G1	Cubitt	Max	20
6	G3	Wolowacz	Jack	20
7	G1	McCollough	William	18
8	G1	Bowers	Cameron	15
9	G1	Cubitt	Alfie	15
10	G1	Steger	Ethan	15
11	G2	Gill	Evan	15
12	G1	McCollough	Ben	13
13	G4	Hayes	Andrew	13
14	G1	Woodham	Daniel	12
15	G2	Beattie	Cameron	6
16	G1	Bowers	Elijah	5
17	G2	Barton	Bailey	0



Result Sheet Key

-  Bronze Award Time
-  Silver Award Time
-  Gold Award Time
-  Platinum Award Time
-  Promotion Time Achieved
-  Disqualification * Indicates Rule Code

Award Times

Event	Stroke	Bronze	Silver	Gold	Platinum
50m	Freestyle	39.9	35.7	31.9	
50m	Backstroke	45.2	41.2	37.2	
50m	Breaststroke	50.2	45.8	41.7	
50m	Butterfly	48	43.7	39.7	
100m	Freestyle	85.9	75.3	65.8	63.6
100m	Backstroke	97.7	87	77.4	72.1
100m	Breaststroke	108.9	97.5	87	80.9
100m	Butterfly	106.3	94.6	84	69.7
100m	IM	106.6	94.6	83.9	
200m	Freestyle	185.7	158.7	136.4	134.3
200m	Backstroke	203.1	179.1	160.1	156.1
200m	Breaststroke	228.6	204.2	188.5	184.2
200m	Butterfly	217.8	198.6	182.8	169.7
200m	IM	235.1	202.3	175	158.4

Promotion Times

Event	Stroke	Group 2	Group 3	Group 4
25m	Freestyle	23		
25m	Backstroke	26		
25m	Breaststroke	27.5		
25m	Butterfly	26	22.5	
50m	Freestyle		39.9	
50m	Backstroke		46.2	
50m	Breaststroke		50.2	
50m	Butterfly			43.7
100m	IM		106.6	94.6
100m	Freestyle			75.3
100m	Backstroke			87
100m	Breaststroke			97.5



Results - February - Boys - GROUP 1

Bowers	Cameron	New to Group			
	25m Backstroke	25m Breaststroke	25m Butterfly	25m Freestyle	
PB	00:00.00	00:00.00	00:00.00	00:00.00	
Current Time	00:38.82	00:39.33	00:00.00	00:35.09	
Difference	38.82	39.33	0.00	35.10	Points Total
Points	5	5	0	5	15

Bowers	Elijah	New to Group			
	25m Backstroke	25m Breaststroke	25m Butterfly	25m Freestyle	
PB	00:00.00	00:00.00	00:00.00	00:00.00	
Current Time	DQ 6.6	01:13.18	00:00.00	DQ 10.5	
Difference	-	73.18	0.00	-	Points Total
Points	-	5	0	-	5

Cubitt	Max	New to Group			
	25m Backstroke	25m Breaststroke	25m Butterfly	25m Freestyle	
PB	00:33.61	00:41.19	00:00.00	00:30.50	
Current Time	DQ 6.6	00:33.21	00:00.00	00:24.86	
Difference	-	-7.99	0.00	-5.64	Points Total
Points	-	10	0	10	20

Cubitt	Alfie	New to Group			
	25m Backstroke	25m Breaststroke	25m Butterfly	25m Freestyle	
PB	00:31.28	00:00.00	00:00.00	00:32.25	
Current Time	DQ 6.6	00:32.63	00:00.00	00:30.62	
Difference	-	32.63	0.00	-1.63	Points Total
Points	-	5	0	10	15

Cubitt	Theo	New to Group			
	25m Backstroke	25m Breaststroke	25m Butterfly	25m Freestyle	
PB	00:37.69	00:00.00	00:00.00	00:36.12	
Current Time	00:35.02	00:41.64	00:00.00	00:31.36	
Difference	-2.67	41.65	0.00	-4.77	Points Total
Points	10	5	0	10	25

Steger	Ethan	New to Group			
	25m Backstroke	25m Breaststroke	25m Butterfly	25m Freestyle	
PB	00:00.00	00:00.00	00:00.00	00:00.00	
Current Time	00:55.03	00:52.80	00:00.00	00:55.93	
Difference	55.03	52.80	0.00	55.93	Points Total
Points	5	5	0	5	15



Hague	Thomas	Promoted to Group 2			
	25m Backstroke	25m Breaststroke	25m Butterfly	25m Freestyle	
PB	00:25.54	00:30.13	00:00.00	00:23.59	
Current Time	00:26.91	00:28.16	00:00.00	00:22.53	
Difference	1.37	-1.97	0.00	-1.06	Points Total
Points	2	10	0	10	22

Hague	Mathew	New to Group			
	25m Backstroke	25m Breaststroke	25m Butterfly	25m Freestyle	
PB	00:26.55	00:32.68	00:00.00	00:23.77	
Current Time	00:24.57	00:30.68	00:00.00	00:23.18	
Difference	-1.98	-2.00	0.00	-0.59	Points Total
Points	10	10	0	8	28

Jennings	Morgan	Promoted to Group 2			
	25m Backstroke	25m Breaststroke	25m Butterfly	25m Freestyle	
PB	00:23.61	00:31.91	00:00.00	00:23.24	
Current Time	00:23.21	00:26.03	00:00.00	00:23.39	
Difference	-0.40	-5.88	0.00	0.15	Points Total
Points	8	10	0	3	21

Johnson	James	New to Group			
	25m Backstroke	25m Breaststroke	25m Butterfly	25m Freestyle	
PB	00:27.59	00:00.00	00:00.00	00:28.04	
Current Time	00:00.00	00:00.00	00:00.00	00:00.00	
Difference	0.00	0.00	0.00	0.00	Points Total
Points	0	0	0	0	0

Manon	Patrick	New to Group			
	25m Backstroke	25m Breaststroke	25m Butterfly	25m Freestyle	
PB	00:00.00	00:00.00	00:00.00	00:00.00	
Current Time	00:00.00	00:00.00	00:00.00	00:00.00	
Difference	0.00	0.00	0.00	0.00	Points Total
Points	0	0	0	0	0

McCullough	William	New to Group			
	25m Backstroke	25m Breaststroke	25m Butterfly	25m Freestyle	
PB	00:25.38	00:33.30	00:00.00	00:23.22	
Current Time	00:25.94	00:27.88	00:00.00	00:23.14	
Difference	0.55	-5.42	0.00	-0.08	Points Total
Points	3	10	0	5	18



McCullough	Ben				
	25m Backstroke	25m Breaststroke	25m Butterfly	25m Freestyle	
PB	00:29.44	00:46.28	00:00.00	00:32.68	
Current Time	00:31.68	00:40.46	00:00.00	00:33.18	
Difference	2.24	-5.82	0.00	0.50	Points Total
Points	0	10	0	3	13

Morley	James				
	25m Backstroke	25m Breaststroke	25m Butterfly	25m Freestyle	
PB	00:29.48	00:33.19	00:00.00	00:27.79	
Current Time	00:00.00	00:00.00	00:00.00	00:00.00	
Difference	0.00	0.00	0.00	0.00	Points Total
Points	0	0	0	0	0

Rothwell	Noah	New to Group			
	25m Backstroke	25m Breaststroke	25m Butterfly	25m Freestyle	
PB	00:00.00	00:00.00	00:00.00	00:00.00	
Current Time	00:00.00	00:00.00	00:00.00	00:00.00	
Difference	0.00	0.00	0.00	0.00	Points Total
Points	0	0	0	0	0

Woodham	Daniel				
	25m Backstroke	25m Breaststroke	25m Butterfly	25m Freestyle	
PB	00:28.55	00:32.66	00:00.00	00:29.64	
Current Time	00:30.18	00:31.19	00:00.00	00:32.93	
Difference	1.63	-1.47	0.00	3.29	Points Total
Points	2	10	0	0	12



Results - February - Boys - GROUP 2

Barton	Bailey					
	50m Backstroke	50m Breaststroke	25m Butterfly	50m Freestyle	100m IM	
PB	00:52.55	01:01.41	00:32.96	00:49.89	00:00.00	
Current Time	00:55.82	00:00.00	00:00.00	00:00.00	00:00.00	
Difference	3.27	0.00	0.00	0.00	0.00	Points Total
Points	0	0	0	0	0	0

Beattie	Cameron					
	50m Backstroke	50m Breaststroke	25m Butterfly	50m Freestyle	100m IM	
PB	00:49.20	01:02.03	00:31.77	00:44.68	00:00.00	
Current Time	00:49.87	00:00.00	DQ 8.3(2)	00:45.23	00:00.00	
Difference	0.67	0.00	-	0.55	0.00	Points Total
Points	3	0	-	3	0	6

Gill	Evan	New to Group				
	50m Backstroke	50m Breaststroke	25m Butterfly	50m Freestyle	100m IM	
PB	00:00.00	00:00.00	00:00.00	00:00.00	00:00.00	
Current Time	00:51.67	00:00.00	00:27.43	00:49.71	00:00.00	
Difference	51.67	0.00	27.43	49.71	0.00	Points Total
Points	5	0	5	5	0	15

Tanton	Toby					
	50m Backstroke	50m Breaststroke	25m Butterfly	50m Freestyle	100m IM	
PB	00:46.00	01:03.85	00:23.28	00:41.33	00:00.00	
Current Time	00:00.00	00:00.00	00:00.00	00:00.00	00:00.00	
Difference	0.00	0.00	0.00	0.00	0.00	Points Total
Points	0	0	0	0	0	0



Results - Febuary - Boys - GROUP 3

Wolowacz	Jack								
	50m Backstroke	50m Breaststroke	50m Butterfly	50m Freestyle	100m IM	100m Backstroke	100m Breaststroke	100m Freestyle	
PB	00:45.82	00:46.33	00:44.80	00:40.78	01:29.97	00:00.00	00:00.00	00:00.00	
Current Time	00:00.00	00:00.00	00:40.55	00:00.00	00:00.00	01:27.83	00:00.00	01:17.77	
Difference	0.00	0.00	-4.25	0.00	0.00	87.84	0.00	77.77	Points Total
Points	0	0	10	0	0	5	0	5	20



Results - Febuary - Boys - GROUP 4

Hayes	Andrew	New to Group											Points Total	
	50m Backstroke	50m Breaststroke	50m Butterfly	50m Freestyle	200m IM	100m Backstroke	100m Breaststroke	100m Butterfly	100m Freestyle	200m Backstroke	200m Breaststroke	200m Freestyle	100m IM	
PB	00:38.67	00:45.34	00:38.70	00:34.90	00:00.00	01:24.67	01:37.46	01:27.72	01:13.37	00:00.00	00:00.00	00:00.00	01:24.27	
Current Time	00:00.00	00:00.00	00:00.00	00:00.00	00:00.00	00:00.00	01:38.03	00:00.00	00:00.00	03:11.99	00:00.00	02:48.27	00:00.00	
Difference	0.00	0.00	0.00	0.00	0.00	0.00	0.57	0.00	0.00	192.00	0.00	168.27	0.00	
Points	0	0	0	0	0	0	3	0	0	5	0	5	0	13